Vinyl Octagon

FLOORS

Treated Pine

Gray Composite

Redwood Composite

No Floor

CUPOLA

RAILINGS

Standard

2 x 2 Spindle

POSTS

4 x 4
Standard

Decorative
Turned

AVAILABLE SIZES
(Single & Double Roof)

6' x 6'*	12' x 12'
8' x 8'*	14' x 14'
10' x 10'	16' x 16'

*Single Roof Only

Cedar Tone Stain/Sealer Available

SHINGLES

Asphalt:


Old English Pewter

Oxford Gray

Rustic Black

Rustic Cedar


Rustic Evergreen

Rustic Redwood

Rustic

Rustic Virginia


Weathered Wood

Cedar:


Cedar Shake
(Standard)

1x6 Tongue &
Groove Roofing

Rubber Slate:

Midnight Gray

Earth Green

Stone Red

Cedar Brown

BRACES

Standard

Decorative

Additional Options

SCREENS

Choosing a full set of screens for your gazebo ensures that, no matter what else may be bugging you, you will not have to put up with party-crashing insects. These screens, which are easy to install, remove, clean, and store, will provide complete coverage, all the way up to the cupola. If you don't want screens now, you can still get them any time in the future. If you feel that is a possibility, and are ordering benches now, please let us know, so that we can install benches that are compatible with screens. Also, if you wish to have two or more doors, instead of the one that comes standard on this gazebo, we will install it for an extra charge.Screens are installed using 1x3's (to match your gazebo in vinyl, treated pine, or red cedar.)

RECEPTACLES

We can add receptacles to any post. These 3 prong receptacles have a GFI (ground fault) which protect from electrical shock, fire, and blowing out your home fuses or breakers. Plugs are placed on the inside of the post and the wiring is hidden inside a 1x3 board.

HIDDEN WIRING

Whether you simply want to have a ceiling fan, or you intend to turn your gazebo into a summerhouse with all of the comforts, we can accommodate your wishes. We will put in as many outlets as you request – even if you want one on each post. A channel is cut into the post and covered with 1x3 that has switch and receptacle attached

Hidden wire package includes 12 gauge wire, enough wire for a connection to sources under or near gazebo and installation of lights and/or fan at peak. Includes 1 GFI receptacle and a switch.

BENCH SECTIONS

Detached Bench

Attached Bench

Attached or Detached, it's your choice. Enjoy sitting room in your gazebo without extra tables or benches. The Benches are made to match your gazebos appearance and you can also choose the number of sections.

SCREENED FLOOR



Getting a Screened Floor is one of the best decisions you'll ever make, because it provides maximum protection from outdoor pests that are determined to come indoors. Installed above the floor joists, and below the deck, it offers the invisible defense of an insect repellent, without the unpleasant odor.

CEDAR TONE STAIN/SEALER

Your Gazebo is made of the best quality, long lasting materials. Even without finishing, it will last for decades, but all wood over time will weather to a gray color. If you want to maintain the new look, you should protect it with a quality sealer. This will also protect it from drying out and checking (small hairline splits on the surface of the wood). We use high quality brand sealers with a slight cedar tint.

WHITE PAINT

You can protect your gazebo with stain or with our newest offering, White Paint. If you prefer the look of white, but also prefer wood to vinyl, the white paint is for you. Much like stain, the paint will protect your gazebo, while maintaining a lustrous appearance. White paint is only available on Treated Pine gazebos.

SEALED BASE

Sealing your gazebo floor is essential to protecting your investment. It is susceptible to the elements, plus the normal wear and tear of usage. Sealing your floor prevents the wood from drying, becoming brittle, or checking. Applying a water sealer will maintain your floor's appearance and stability, allowing you to use and enjoy your gazebo for years to come.

SEALED ROOF

Cedar's natural tendency is to become gray. By sealing the roof with a water sealer, you not only protect your gazebo's appearance from graying, but also preserve the natural oils that make cedar beautiful. Protected shingles last much longer, as well. The option is only necessary for Cedar Shake shingles.

OFFSET DOOR

Your gazebo's door can be placed anywhere along the side of the structure. Additional doors are always an option if you require secondary and tertiary entrances.

EXTRA DOORS

If you want access to your gazebo from more than one entrance, we recommend an extra door. One door comes standard with our screen kit, but we can also customize your gazebo to accommodate the extra door, at a location of your choice.

4 Track Windows

4 track sliding panel window system is great, and is a perfect enhancement if your backyard structure is going to double as a guest bungalow. These windows are versatile, attractive, rugged and easy to adjust. Open, they let in the breeze while screening out insects and debris. Closed, they provide protection both from the sun's harmful ultraviolet rays and from inclement weather.

Versatile Vertical Four-Track Panels

The clean lines and pleasing proportions of these beautiful windows complement the style both of your new outdoor structure and of your home itself. If you wish, the glazed-vinyl panels can be removed for a season, leaving the screens in place. The panels tilt in for easy cleaning, and can be ordered in a variety of tinted colors designed to reduce not just ultraviolet (UV) light, but solar heat gain as well.

Vertical 4-tracks adjust in seconds to open up 75% of the window area to the outdoors, providing floor to ceiling views and ventilation. The rugged glazed vinyl is lighter in weight than glass, making panels easy to operate and remove.

Rugged Vinyl Glazing

Tough, 10-mil glazed vinyl offers a panoramic view, while keeping wind and weather out. If accidentally distorted, the vinyl returns to its original shape within minutes. If cut or damaged, it can be replaced easily and inexpensively. It is easily cleaned with mild dishwashing detergent and a clear water rinse.

Warranty

Sliding Panels are custom made to exacting standards, using quality materials. They come with a Lifetime Limited Warranty from the manufacturer, covering all vinyl, plastic and screen components.

Gazebo Specs

Cupola
A cupola is standard on all octagon or square gazebos. They are options on oval or rectangular models – Though only decorative, and not vented. Made from the same material as the rest of the gazebo, with matching shingles.

Shingle Caps
Caps cover the seams between individual roof sections. Bevel cuts on the cedar shakes make for a tight fit and no leaks.

Shingles
#1 – 24" Western red cedar shake shingles are standard on all gazebos. Cedar shakes have been used as roofing materials for centuries, and are very resistant to insects and decay. Also available as options are asphalt or rubber shakers or faux slate tiles.

Faceboard
Scrolled 5/4 x 6" Faceboard is standard on all gazebos (Except the economy models).

Corner Braces
Corner Braces add not only decoration, but keep the gazebo square and help support the weight of the roof. Available are our standard braces or decorative braces.

Railing
Our standard railing is a 1 x 3 baluster. (1 x 1 is standard on vinyl gazebos). Optional turned spindles are available, as is the option to remove sections for additional entrances into the gazebo.

- All of our gazebo kits come with all the necessary hardware (screws & nails) needed.
- If you need to customize your gazebo... different railings, no shingles, custom flooring to match your deck etc., we can help.

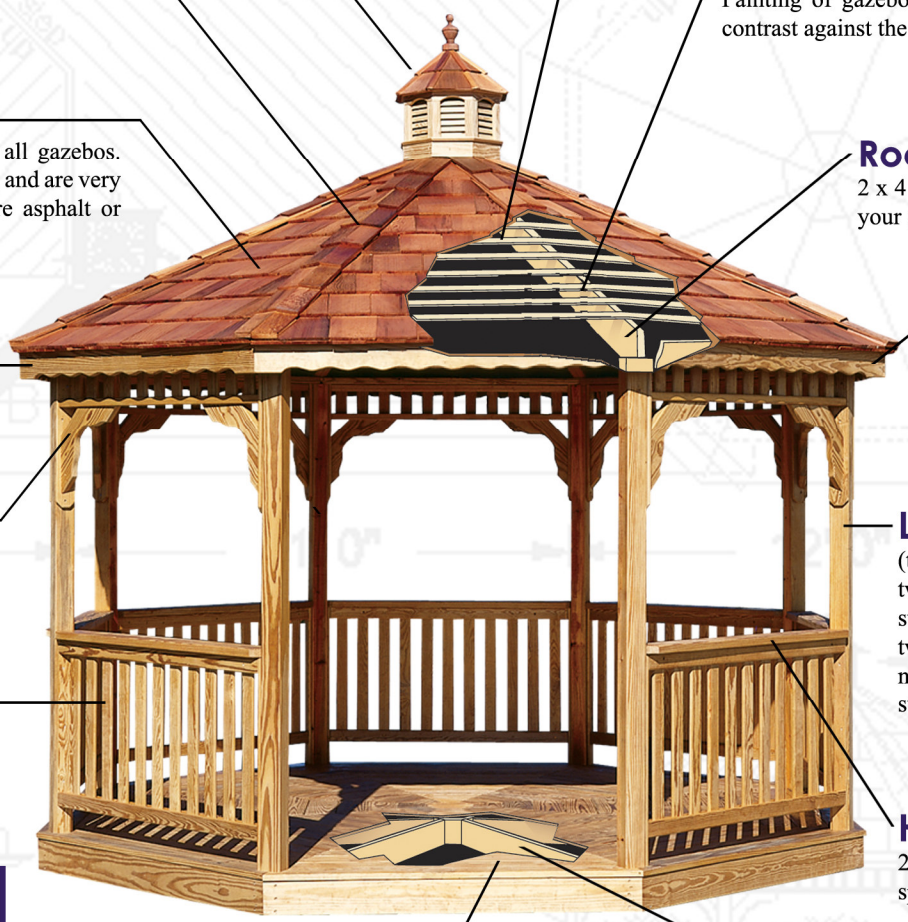

Roof Perlins
Perlins shown here are made with 1" x 4" boards and spaced every 6" Air flow allows the cedar shakes to breathe. Also allows for the shakes to be visible from inside the gazebo. If asphalt or rubber shingles are your choice these perlins are replaced with 1 x 6 Tongue and Groove roof decking.

Painting
Painting of gazebo includes perlins & rafters to produce a crisp detail in contrast against the cedar shingles.

Roof Rafters
2 x 4 Roof Rafters (2 x 6 in larger gazebos) support the roof of your gazebo.

Upper Rails
Upper railings add to the appearance of your gazebo. The spindles match the design of the lower railings, or you have the choice to eliminate the top railings.

Laminated Posts
(treated gazebos only) – ¾" board is sandwiched between two 2 x 4's, and glued under pressure to give you more support and longevity than 4 x 4 treated posts. No warping, twisting or splitting. (Cedar gazebos use 4 x 4's as cedar is not a good wood for laminating – but then the 4 x 4's stay straighter than pine).

Hand Rail
2 x 4 Handrail is rounded at the corners to eliminate splintering.

Floor Decking
#1 Pine (or cedar) 5/4" x 6" decking boards are long lasting and attractive. Also available is the option of a composite board decking that is maintenance free and virtually indestructible.

Floor Joists
Made of Pressure treated pine, the 2 x 6 joists are strong enough to hold your party, or your hottub.